


# 9bXi fU!7fUZh Craftsman Series Column Mix-N-Match


Existing load-bearing support is required



With Craftsman Series Mix-N-Match, it has never been easier for you to use a Craftsman column with a Craftsman pedestal.

Manufactured using an E-Z Lock joint design, Poly-Classic Craftsman Series columns are made from expanded cellular PVC, so, like their wooden precursors, they can be trimmed, drilled, and fastened with traditional carpentry tools. Unlike traditional wooden columns that required exceptional joinery work and assembly, Poly-Classic Craftsman Series columns are ready for quick and simple installation. Their hollow centers are also useful as channels for downspouts, wiring, and plumbing.

Our experienced design department can work with your dealer to create your own custom order specifications.

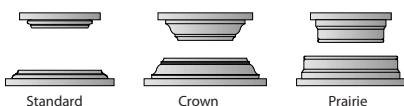


## Using Craftsman Column with Craftsman Pedestal

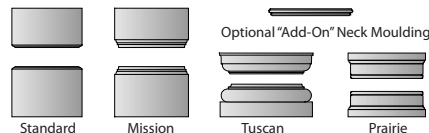
Columns are installed around an existing load-bearing support (pressure treated post, steel pole, etc.)

1. Assemble three sides of the pedestal and slide in place around the structure.
2. Install final piece of pedestal around structure.
3. Install pedestal trim, top plate, and column base on pedestal.
4. Assemble three sides of column and place on column base around structure.
5. Install final piece of column around structure.
6. Install column cap and base around column and secure to beam and to pedestal.

### Tapered Cap/Base



### Non-Tapered Cap/Base



### Pedestal Cap/Base



### Panel Styles Available



Standard Raised Panel    "Square Corner" Raised Panel    Recessed Panel    Fluted

E-Z Lock Joint Assembly



Precision Mitre Joints

Quality Craftsmanship



Made in U.S.A.

Turncraft is proud to be members of

